




TASK LIST FOR SUCCESSFUL HOUSE SHOWING

DONE	INTERIOR	NOTES	
	Chipped plaster and paint touched-up and replaced	<p>Giving every room in the house a thorough cleaning, as well as removing all clutter. Even removing the less frequently used, even daily used items from kitchen counters, closets, and attics. This alone will make your house appear bigger and brighter. Some homeowners with crowded rooms have actually rented storage garages, held garage sales, and moved half their furniture out, creating a sleeker, more spacious look.</p> <p>If necessary, repainting dingy, soiled or strongly colored walls with a neutral shade of paint, such as off-white or beige. The same neutral scheme can be applied to carpets and linoleum</p>	
	Repairing cracks, holes or damage wallpaper and tiles.		
	Doors and cupboards properly closed		
	Leaky taps, showerheads, and toilets repaired.		
	Burned out light bulbs replaced.		
	Squeaky doors oiled.		
	Seals around tubs and basins in good repair.		
	Buying showy new towels for the bathroom (To be brought out only when prospective buyers are on the way).		
	Floors cleaned, garbage containers empty.		
	Inside of closets and cupboards neat and tidy.		
	Appliances cleaned.		
	Clean kitchen appliances		
	Countertops neat and polished (No dirty dishes in the sink).		
	No laundry in the washer/dryer		
	All lights turned on and burnt lightbulbs replaced.		
	Air conditioner turned on in warm weather.		
	Fresh air in house.		
	Fireplace lit in cooler weather, otherwise, the fireplace should be clean.		
	Halls and stairs cleaned.		
	Drapes/blinds opened during daylight.		
	Carpets freshly vacuumed. Clean or replace dirty or worn carpets.		
	Place open boxes of baking soda in smell-prone areas, and refrain from cooking fish or strong-smelling foods.		
	Put on soft music.	<p>Sprucing up a kitchen in need of more major remodeling by investing in new cabinet knobs, new curtains, or a coat of neutral paint.</p> <p>Hiring a professional cleaning service, once every few weeks while the house is on the market. This may be a good investment for owners who are busy elsewhere.</p> <p>Many buyers will not even enter a house that has fresh cigarette smoke in it.</p>	
	Fresh flowers in various rooms.		
	Jewelry and valuables locked safely away or taken with you.		
	Pets absent, where possible, or contained during the showing, and litter boxes clean		
	Checking for cracks, leaks and signs of dampness in the attic and basement.		
	Replacing broken or cracked windowpanes, moldings, and other woodwork.		
	Inspecting and repairing the plumbing, heating , cooling, and alarm systems.		
	If you usually smoke inside the house you should try not to during the selling of the house.		

